

Business Plan

Input your summary of what your purpose here or the message and issue of what you want to tell.





About Our Company

 A Brief Story About The Company

In the presentation session, the background / introduction can be filled with information that is arranged systematically and effectively with respect to an interesting topic to be used as material for discussion at the opening of the presentation session. The introduction can provide a general overview for those who are listening to your presentation so that the keywords on the topic of discussion are emphasized during this background / introductory presentation session.

2027

Vision

A vision needs to be explain further and in detail because it is one of main point about your future projection and your best goal. The company perspective can be seen on this session.



Mission

01

Explain your mission to define how the vision can be done. Most of people explain the mission with assign a lot of main issue of problems

02

Explain your mission to define how the vision can be done. Most of people explain the mission with assign a lot of main issue of problems

03

Explain your mission to define how the vision can be done. Most of people explain the mission with assign a lot of main issue of problems

04

Explain your mission to define how the vision can be done. Most of people explain the mission with assign a lot of main issue of problems

2027

This Years



Key Factors

01 Desire

Explain your the most powerful factor to define how the company daily operations can be done. Most of people often explain the key factor depends on the primaries and secondaries products/services data

03 Relations

Explain your the most powerful factor to define how the company daily operations can be done. Most of people often explain the key factor depends on the primaries and secondaries products/services data

02 Responsibility

Explain your the most powerful factor to define how the company daily operations can be done. Most of people often explain the key factor depends on the primaries and secondaries products/services data

04 Creative

Explain your the most powerful factor to define how the company daily operations can be done. Most of people often explain the key factor depends on the primaries and secondaries products/services data

Problems



□ A Brief Story About The Problems

A main problem needs to be discussed further and in detail because this session is one of the main foundation to be initial development of a your product or service and decision making in the future. Without a well-defined problem, it will have an big impact on a job that is unmanaged

The Society

Identify large problem areas with the eagle view approach so that this macro stage is useful for knowing the outcome of our work.

The Environment

Don't forget to highlight how we see a problem, because our personal method will be a plus point.

The Pandemics

Identify as many of these problems as possible but still have a relationship to each of these problems so that the work will be more focused on one topic.

Solutions



A Brief Story About The Solutions

Show that we offer a solution that solves the problems previously described and identified. Make sure that the solutions we offer uphold the values of effectiveness, efficiency, relation and relevant to the market situation



Market Driven Basic Implementation

Uphold the spirit of innovation and creativity in shaping a solution that can be accepted by the wider community.



SEM Implementation

Give an explanation that the solutions offered are based on data and analysis that are very precise and focus on the problem.



Decrease Industry GAP

The solutions offered need to be based on sound market decisions so that they can have an impact.



Strengths

- Best Prices
- Innovative Mindset
- Recently Built Platform & Website
- Strong Brand Image & Equity
- Good Quality of After Sales
- Very Relate to Society 5.0

Weaknesses

- Long Term Investment
- Product Insurance Costs are Raising
- High Level of Third Party Turnover Due
- To Price Competition
- Public Policies and Procedures





Opportunities

- Long Term Investment
- Product Insurance Costs are Raising
- High Level of Third Party Turnover Due To Price Competition
- Public Policies and Procedures

Threats

- High Level of Employee Turn Over
- New Competitors From Other Country
- Impact of Climate Change
- Covid-19 Pandemics Situation



4P's Marketing Table



PROMOTION

- Online Marketing
- Influencer
- Direct Marketing
- Advertising
- Endorsing

PLACE

- Market Coverage
- Market Exposure
- Channels
- Inventory
- Supply Chain

PRODUCT

- Quality
- Features
- Branding
- Equity
- Warranties

PRICE

- Discounts
- Allowance
- Payments Term



Product Overview



A Brief Story About The Product

Provide an explanation of the general profile of the services we have. Arrange information about our products services in a systematic and fact-based manner. Also express our pride in the service that we have done well.



Internet of Things

Describe one by one the products we have in detail and effectively. The more products / services we have, it can show the level of our exploration towards solving community and market problems.



Artificial Intelligence

Describe one by one the products we have in detail and effectively. The more products / services we have, it can show the level of our exploration towards solving community and market problems.


Product Portfolio

☐ A Brief Story About The Portfolio

Provide an explanation of the general profile of the products we have. Arrange information about our products/services in a systematic and fact-based manner. Also express our success stories and also the pride in the products/service that done.



Product Development Timeline



Market Size



Market size is the total amount of all sales and customers that can be seen directly by stakeholders. This technique is usually calculated at the end of the year, the market size can be used by companies to determine the potential of their market and business in the future.

TAM

\$ 1.6 Billion

SOM

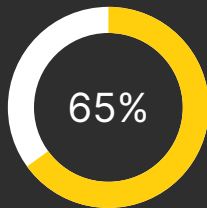
\$ 181 Million

SAM

\$ 126 Million

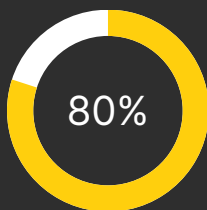


Market Targeting



Oil & Mining Company

Market targeting is the total amount of all market availability that is usually calculated when we start the company. Market size can be used by companies to tell about potential of their market and business in the future.



Construction Company

Market targeting is the total amount of all market availability that is usually calculated when we start the company. Market size can be used by companies to tell about potential of their market and business in the future.

Market Validation

A Brief Story About Market Validation

It's a market testing stage to ensure that the products produced by the company can be accepted and effectively used by the broad market. For start-up companies, we can use data already achieved by similar products from other companies.

Really Great Site

2.650K

Total Users

Really Great Site

1.010K

Total Users

Really Great Site

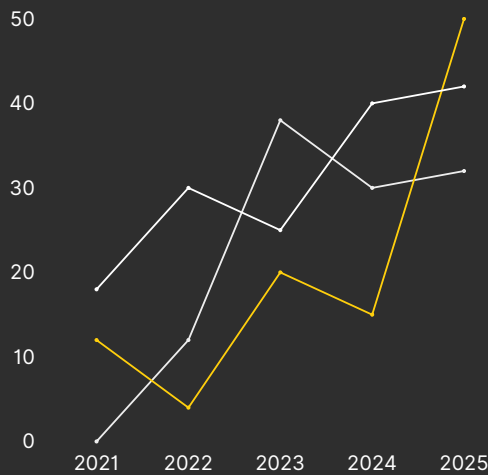
1.850K

Total Users



Company Traction

Traction is a period where the company is feeling momentum during its development period. If traction momentum is not harnessed, sales figures can decline and the customer base can shrink. In general, companies will judge success by the amount of revenue and new customers they receive.



Artificial Intelligence

+75%

We can explain in detail the momentum of the company and the basic facts that are taken to show that our company is in a traction phase.

Internet of Things

+63%

We can explain in detail the momentum of the company and the basic facts that are taken to show that our company is in a traction phase.

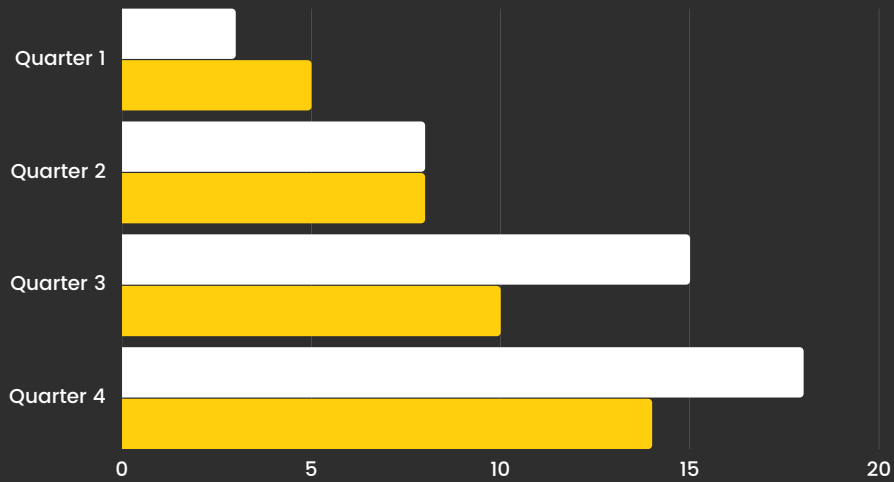
Others Product

+32%

We can explain in detail the momentum of the company and the basic facts that are taken to show that our company is in a traction phase.



Product Performance



Revenue Development
3,46 M/Quarter



Engagement Development
87% - 91%/Quarter

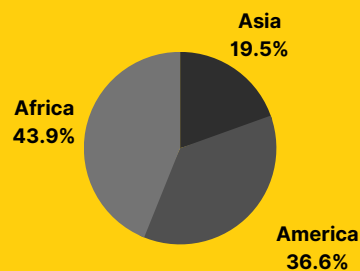



Exposure Development
92% - 96%/Quarter


Performance Overview

The Internet of Things Product Overview

Provide an statistics explanation of the general profile of the products we have. Arrange information about our products in a systematic and fact-based manner. Also express our success stories and also the pride in the product that done lately.



 Customer Satisfaction
94,43%


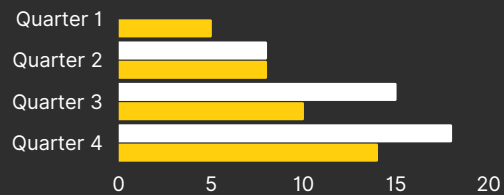
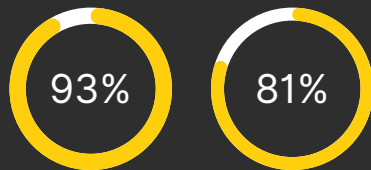
 Gross Profit Projection
\$ 192.1 M



Performance Overview

Artificial Intelligence Product Overview

Provide an statistics explanation of the general profile of the products we have. Arrange information about our products in a systematic and fact-based manner. Also express our success stories and product that done lately.



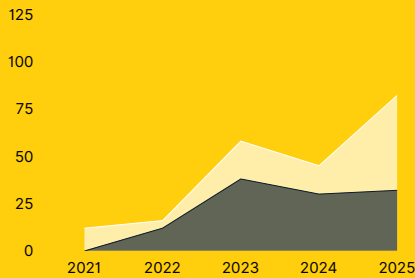
Customer Satisfaction
96,17%



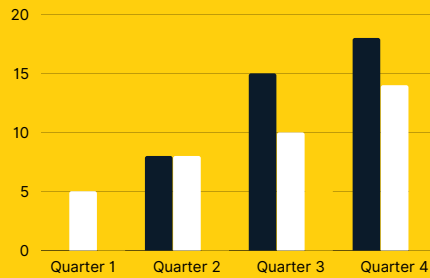
Gross Profit Projection
\$98,7 Million

Performance Dashboard

Products Developing by Year:




Sales Developing by Quarter:



Value Average:
\$ 1,6 Billion

4 : 6
IOT Tools Vs AI Tools
Used Ratio



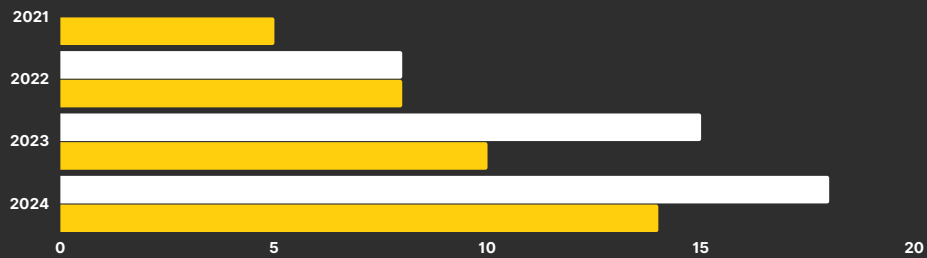
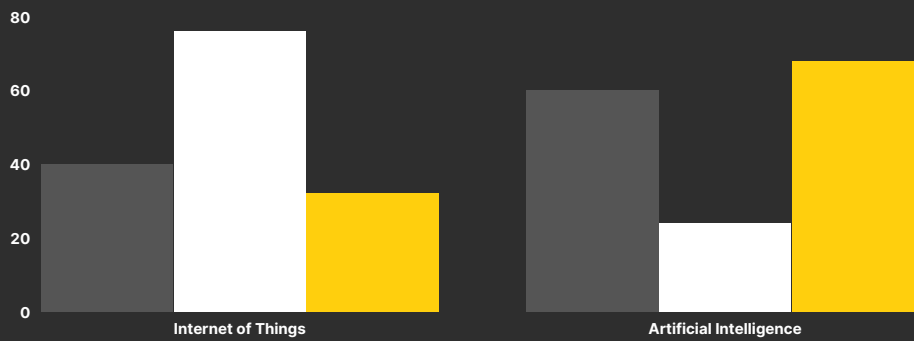
Customer Loyalty
Percentage Level

96%

Branding Exposure
Effectivity Level

92%

Business Model



Describe how to monetize, who your customers are, distribution channels or fee structure. The goal is to get an idea of how this business will survive your product or service and tell how your company will make money and achieve its goals.

Yearly Developing

67% - 82%

The Ratio

1:4 - 1:3



Competitive Advantage

Niche We may offer products or services that are more unique or new to the market than our competitors.

Easy Relationships are a gift because they greatly influence the exposure of our products and services.

Agile Offers a market advantage that is more focused according to market needs than a more general market.

Compact We may offer products or services that are more unique or new to the market than our competitors.

Function Relationships are a gift because they greatly influence the exposure of our products and services.

Trend Offers a market advantage that is more focused according to market needs than a more general market.

Super Team

Fill in the experience, assignments, and how good your company team are. Include the hobbies of the personnel to break the ice.

Team Effective Level Percentage

92%

Healthy Office Ecosystem Percentage

96%

Chemistry Level

91%



Our Super Team

Aaron Loeb

Chief Executive Officer
& Founder



Olivia Wilson

Chief Marketing
Officer

Rufus Stewart

Chief Operating
Officer



Thank You

Because, we're here to help

Write down your hopes for the future of your company.
Don't forget to thank the company for the opportunity and
convince related parties to support your company.



Address

123 Anywhere St., Any City, ST 12345



Telephone

+123-456-7890



Website

www.reallygreatsite.com